



e-Newsletter



Communications and Publications Division (CPD) of the IFCC
Editor: Tahir Pillay, MB ChB, PhD, FRCPath (Lon), FCPATH (SA)
Department of Chemical Pathology - University of Pretoria - Pretoria - South Africa
e-mail: ifccnewsletter@ifcc.org

International Federation of Clinical Chemistry and Laboratory Medicine



September - October
2014

In this issue

- International Pathology Day - 5 November 2014 Page 3
- The 2014 Labs4Life photo contest Page 4
- NEWS FROM REGIONAL FEDERATIONS AND MEMBER SOCIETIES
 - ▶ Current activities in the Science Committee of the EFLM Page 5
 - ▶ Macedonian Society of Medical Biochemistry and Laboratory Medicine Page 6
 - ▶ EFLM: Laboratory accreditation in Europe Page 7
 - ▶ 1st EFLM Strategic Conference Page 9
 - ▶ 3rd EFLM-BD European Conference on Preanalytical Phase Page 11
 - ▶ New Board of the Tunisian Society of Clinical Biology Page 12
 - ▶ Bolivia: BSCB Executive Council management activities (2013-2014) Page 13
 - ▶ Bolivian Society of Clinical Biochemistry Annual Meeting Page 15
 - ▶ Serbia: 10th EFLM Symposium for the Balkan Region Page 17
 - ▶ 18th Conference of the Chilean Society of Clinical Chemistry Page 19
 - ▶ Catalonia: XI Congress of the ACCLC Page 20
 - ▶ South Africa: Unipath2014 Page 22
- IFCC Roche Travel Scholarship Recipients at WorldLab Istanbul 2014 Page 25
- IFCC PROFESSIONAL EXCHANGE PROGRAMMES - TWO EXPERIENCES
 - ▶ Aaron Sichilima - Report on quality management training Page 28
 - ▶ Mathews C. Siulapwa - PMEP Training Report Page 30
- In memoriam: Prof. Vadim Menshikov Page 32
- IFCC Pricelist for e-Newsletter advertising (2014) Page 35
- IFCC Workshop “Biomarkers in Alzheimer’s Disease” Page 36
- News from the IFCC website Page 37
- IFCC Calendar of Congresses, Conferences & Events Page 38
- IFCC Members Page 40

INTERNATIONAL PATHOLOGY DAY



www.ilovepathology.org/events/international-pathology-day

*by Dr. Graham BEASTALL
IFCC President*

IFCC is delighted to be a supporter of the first annual International Pathology Day, which will take place on 5 November 2014. International Pathology Day is an opportunity to celebrate the vital work of pathologists and laboratory medicine specialists and to demonstrate to the wider public the important role of pathology and laboratory medicine in their daily lives.

Individual specialists, institutions and organisations from around the world are collaborating invited to generate greater awareness about our specialty, which sits at the centre of healthcare.

International Pathology Day is a development of the 'I love Pathology' initiative run in the UK by the Royal College of Pathologists and this year International Pathology Day coincides with the UK National Pathology week. This initiative goes back several years and has stimulated hundreds of imaginative ways in which we can promote the contribution of pathology and laboratory medicine to healthcare. These have included events in schools, hospitals, science centres, museums and public spaces. I have witnessed several of these events and can testify that they are educational, promotional and a lot of fun. The younger members of our profession are especially well suited to the public relations role and they relish the opportunity to be visible outside the lab.

You are challenged to do something on 5 November to raise awareness of your laboratory and its role. For example you could:

- Run an art competition for schools;
- Organise a lab tour for politicians or the public;
- Write an article in your local newspaper, organisation bulletin or e-newsletter highlighting the important role of pathology and International Pathology Day;
- Distribute the International Pathology Day banner in your community and school;
- Blog, share, tweet about International Pathology Day.

If you register your event through the above link then you will be able to report on its success and share the experience of our global colleagues who are doing the same. If you think that it may be a bit late to do anything in 2014 then visit the website and find ideas for next year.

We know how important laboratory medicine is to healthcare. International Pathology Day provides an opportunity to share this 'well kept secret' with a global audience!

The 2014 Labs4Life photo contest

Showcasing the work of pathologists and laboratory professionals



Dear Colleague,

In celebration of the upcoming International Pathology Day on November 5, Labs are Vital is hosting the 2014 Labs4Life photo contest to showcase the work of pathologists and laboratory professionals around the world. Labs Are Vital will be promoting the contest via social media and would like to request its partners to support the contest by promoting it via their social media vehicles as well.

The contest will ask pathologists and laboratory professionals to submit photos of themselves with national or local landmarks and our “Labs4Life” sign. Participants are also encouraged to make their own sign in their own language. Participants can submit their photos on the Labs Are Vital site when the contest opens on October 6. As photos are added to the site, participants can vote for the photos that they think are the most creative. Three finalists from each of three regions: Eurasia, Europe and Africa, and the Americas (a total of 9 finalists) will be chosen. A final voting round to select a first place winner from each region will begin on October 27. The three first place winners will be announced on International Pathology Day, November 5.

Sincerely,

The Labs Are Vital Team



European Federation of Clinical Chemistry and Laboratory Medicine

EFLM represents IFCC in Europe

Current activities in the Science Committee of the EFLM

*by Elvar Theodorsson - Chair, Science Committee, EFLM
and by Ana-Maria Simundic - Secretary of the Executive
Board and Chair, Working Group Preanalytical Phase, EFLM*

Several highly competent organizations including the producers of measurement methods- and systems are already involved in improving the measurement/analytical part of the total testing process. These include the IFCC, ISO, and the Joint Committee for Traceability in Laboratory Medicine (JCTLM) and the International Consortium for Harmonization of Clinical Laboratory Results (ICHCLR) established by The American Association of Clinical Chemistry (AACC). The pre-, postanalytical and clinical phases of the testing processes have until now not been addressed nearly to the same extent as the analytical phase. The Science Committee of the EFLM believes it should primarily focus its efforts dealing with other parts of the total testing process than the analytical phase. They include all aspects of the process from the clinical decision to use the clinical chemistry laboratory in diagnosis or monitoring, through preparing the patient, taking- and transporting the samples, measuring the samples and reporting the results and including the interpretation of the results in the clinical context.

Briefly, the science committee of the EFLM currently focuses on 1) common projects with clinical disciplines especially addressing the pre- and postanalytical phases, 2) establishing, maintaining and finalizing the tasks of working groups (<http://efcclm.eu/index.php/about-science-committee.html>) producing science and publications and educational activities under the auspices of EFLM.

EFLM facilitates collaborative projects, especially projects that stimulate science and the development of laboratory medicine in Europe. We have since January 2014 signed the following memoranda of understanding:

U.E.M.S. Section of Laboratory Medicine: establishing and re-organization of a working group on guidelines for 1) Recommendations for laboratory testing, 2) Co-operating with clinical guideline developers (e.g. SIGN, ADA, NICE) for the development of the laboratory part of clinical guidelines, 3) Reflective testing.

The European Atherosclerosis Society (EAS) and EFLM have agreed to work together to raise awareness of the impact that discrepancies in analyses can have on patient treatment and subsequently to recommend standards for clinical analyses and laboratory testing related to the treatment of dyslipidemia, to be implemented throughout Europe. The main goal is to publish a Joint EAS-EFLM Consensus paper on "Laboratory testing in the management of dyslipidemia" in the official journal of each society

On request by the Swiss National Science Foundation, EFLM has appointed Prof. Patrick Bossuyt as its representative to attend a workshop and work in a joint workgroup on biomarker-based diagnosis of Alzheimer disease

The EFLM has together with Becton Dickinson (BD) established an award entitled "Walter Guder Preanalytical Award Presented by EFLM Sponsored

by BD” for scientists below the age of 40 who have made significant contributions to the advancement of the preanalytical phase to be awarded at the biennial EFLM-UEMS (EurolabFocus) Joint Congress.

EFLM is in the process of establishing a “Task and Finish Group” on Harmonising the total testing process under the leadership of Professor Ferruccio Ceriotti.

RECENT PUBLICATIONS

A full list of EFLM publications is available at <http://efclm.eu/index.php/eflm-publications.html>. A brief list of recent EFLM publications dealing with the issues raised in this brief report are the following:

- How good is the evidence base for test selection in clinical guidelines? Misra S, Barth JH. Clin Chim Acta 2014;432:27-32.
- Clinical impact of direct HDLc and LDLc method bias in hypertriglyceridemia. A simulation study of the EAS-EFLM Collaborative Project Group. Langlois MR, Descamps OS, van der Laarse A, Weykamp C, Baum H, Pulkki K, et al. Atherosclerosis 2014;233:83-90.
- Survey of national guidelines, education and training on phlebotomy in 28 European countries: an original report by the European Federation of Clinical Chemistry and Laboratory Medicine (EFLM) working group for the preanalytical phase (WG-PA). Simundic AM, Cornes M, Grankvist K, Lippi G,

Nybo M, Kovalevskaya S, et al. Clin Chem Lab Med 2013;51:1585-93.

- Do laboratories follow heart failure recommendations and guidelines and did we improve? The CARDiac MARKer Guideline Uptake in Europe (CARMAGUE). Hammerer-Lercher A, Collinson P, Dieijen-Visser MP, Pulkki K, Suvisaari J, Ravkilde J et al. Clin Chem Lab Med 2013;51:1301-6.
- Critical review of laboratory investigations in clinical practice guidelines: proposals for the description of investigation. Aakre KM, Langlois MR, Watine J, Barth JH, Baum H, Collinson P et al. Clin Chem Lab Med. 2013;51:1217-26.



The European Atherosclerosis Society



ESPT
European Society of Pharmacogenomics and Theranostics



Macedonian Society of Medical Biochemistry and Laboratory Medicine

EFLM is pleased to inform that the Federation has now a new Full Member: the Macedonian Society of Medical Biochemistry and Laboratory Medicine.



The Executive Board of the Macedonian Society of Medical Biochemistry and Laboratory Medicine is composed as follows:

Danica Labudovik (President), Svetlana Cekovska (Secretary), Sonja Piponska Trojancanec (Treasurer), Violeta Filipce (MD-Member), Biserka Simonovska

(Ph-Member), Branko Jaglikovski (MD-Member) and Oliver Georgievski (MD-Member).

The EFLM Executive Board and the EFLM General Assembly welcome warmly the Macedonian Society of Medical Biochemistry and Laboratory Medicine and all its members and wish them a fruitful collaboration in EFLM.

With the inclusion of Macedonia, now EFLM counts 40 Members (plus one Affiliate Member) representing 40 European countries.



Laboratory accreditation in Europe

by Wim Huisman

Chair, Committee on Quality and Regulations of EFLM

ISO15189 (1) was accepted by EFLM and the IFCC as the standard for quality management in medical laboratories some years ago. With the publishing of the third edition in 2012, those European countries such as the UK and Netherlands, which had set up their national system before 2000, decided to implement it.

ISO15189 is accepted as the most relevant standard by practically all National Accreditation Bodies (NAB). Those countries which started with ISO17025 before the publication of the first edition gradually changed to 15189.

The percentage of accredited medical laboratories is quite diverse between countries. It is high in Scandinavia, UK and Netherlands especially, as well as Romania and France. In France it has become obligatory by law and in Romania reimbursement depends on it. Generally the percentage is still low, but increasing. In our view it could be an important step to make accreditation obligatory to further the quality of laboratory medicine.

In the process of producing the ISO15189 in ISOTC212, the Working Group on Accreditation and ISO/CEN Standards of the EFLM Committee (WG1) played a prominent role. It started in 1993 within the EC4 (European Confederation of Clinical Chemistry). In 1997 it published the Essential Criteria for Quality Systems of Medical laboratories (2). Many of its members were and are very active in the ISOTC212. It is very important that medical laboratory professionals stay active in this TC (Technical Committee), which deals with important aspects in laboratory medicine.

Activities in WG1 are concerned with the following:

- quality management;
- POCT;
- pre-analytical aspects;
- risk management.

In the other three WG's items are:

- measurement uncertainty;
- reference laboratories and reference methods, standards for glucose home testing; and
- standards for staining, microbiology and RNA/DNA testing.

The EFLM is involved as a stakeholder, but the national societies should take care to be involved through their National Standard Bodies. At this time, EFLM pays specific attention to the developments concerning POCT. The ISO22870-2006: (3) has to be renewed. In our view the quality of the POCT should equal that within the laboratory: fit for its intended use. Therefore a relationship with the content of ISO15189 is essential, not only for wards within the hospital, but as well in (remote) outside locations where it is used.

In the European Union, only one Accreditation Body is allowed per country. They work together in the EA (European cooperation Accreditation). Aspects concerning the accreditation of medical laboratories are discussed in the EA Health Care Committee. Since its start, around 2000, the EFLM was a participant and is currently a recognized stakeholder. Originally, the discussions were focused on which standard should be used and currently it is the ISO15189. A lot of

discussions were about the flexible scope resulting in EA4/17-2008: (4). Its main point was that for medical laboratories, which provide a service, this service should be clear in the accreditation certificate. It should be for the whole array of tests offered and should include consultation. This was clearly worded in an article of our WG (5), and this view was accepted by the IFCC.

Currently, the discussions within the EA Health care Committee concern the way flexible scope is used in the different countries and considerable diversity exists. A draft guideline on how to accredit POCT providers was written within this EA Committee. It is now in the process of being accepted, and probably will be published the end of this year. Also important is the maintenance of the link with a medical laboratory accredited according to ISO15189. Other discussions concern the assessment practice. Attention is given to pre-analytical aspects, also in those cases where it is not under the direct responsibility of the laboratory; the number of assessors and time spent for each (re)assessment and control visit as well the way the assessors are trained, and calibrated. A well-known problem is the different ways non-consistencies are valued and reported by different teams. For judging the technical non-consistencies, involvement of the professional societies is essential. ISO15189 is quite general. How some things should be done, has to be specified in guidelines, edited by professional societies. As to which guidelines are obligatory cannot be decided by the accreditation body, but should be discussed with the (inter)national societies. In this way the workgroup of EFLM tries to help in harmonization and to come up with guidelines. These items are more extensively discussed in a recent paper (6). At this moment, work is being done on retention time, flexible scope, measurement uncertainty and a new questionnaire.

The EFLM Committee on Quality and Regulation also has the WG on IVD and Regulation. In this WG EDMA, the European group of manufacturers of In Vitro Diagnostics participates. The discussions concern the draft IVD Regulation of the European Union. This is the successor of the IVD Directive of 1998, which describes under which condition an IVD can be

accepted for the European Union market.

In some aspects the point of view of EFLM is different, for instance concerning the acceptance of in-house tests. Mutual interest between EDMA and EFLM exists in the way the assessment by a NAB is performed in relation to calibration, validation and maintenance of equipment, and validation of tests. The WG intends to publish guidelines.

In the process of drafting the new IVD Regulation active involvement of the medical laboratory professionals with the proper authorities in their countries is important. The WG helps to give information concerning this process.

The aim of the EFLM Committee on Quality and Regulation is to influence the process of editing ISO standards, guidelines and the process of accreditation in a way which helps continuous improvement of laboratory medicine. It wants to cooperate in these aspects with other IFCC groups. It certainly has had already impact in Europe. It needs the continuing contribution of laboratory professionals from as many countries as possible.

REFERENCES

1. ISO15189-2012: Medical laboratories-Particular requirements for quality and competence (ISO publication).
2. Jansen RTP, Blaton V, Burnett D, et al. Essential Criteria for Quality Systems of medical Laboratories Eur j Clin Chem Clin Biochem 1997; 25: 123-32.
3. ISO 22870-2006: Point of Care testing (POCT)-requirements for quality and competence
4. EA-4/17-2008: Position paper on the description of scopes of accreditation of medical laboratories (www.european-accreditation.org/publications)
5. Huisman W, Horvath AR, Burnett D, et al. Accreditation of medical laboratories in the European Union. Clin Chem Lab Med 2007; 45:268-75.
6. Huisman W, European medical laboratory accreditation. Present situation and steps to harmonization. Clin Chem Lab Med 2012; 50: 1147-52.

1st EFLM Strategic Conference

EFLM
EUROPEAN FEDERATION
OF CLINICAL CHEMISTRY
AND LABORATORY MEDICINE

European Commission
Joint Research Centre
IRMM
Institute for Reference
Materials and Measurements

CIRME
UNIVERSITÀ DEGLI STUDI
DI MILANO

1st EFLM Strategic Conference
**Defining analytical
performance goals
15 years after the
Stockholm Conference**
8th CIRME International Scientific Meeting

Milan (IT)
24-25 November 2014

with the
auspices of **IFCC**
International Federation
of Clinical Chemistry
and Laboratory Medicine

This conference will deal with analytical performance goals and quality requirements.

Performance goals are essential to most of what we do in Laboratory Medicine.

The Stockholm conference in 1999 entitled “*Strategies to Set Analytical Quality Specifications in Laboratory Medicine*” was a landmark in trying to achieve a consensus on how quality requirements should be set and a “hierarchy” was established.

It is time to revisit this hierarchy and to expand it, taking also into account performance goals for qualitative tests and for the whole testing procedure including pre- and post-analytical aspects.

EFLM thanks the following companies for the kind and unconditional support



SIEMENS

Scientific Programme on next page

SCIENTIFIC PROGRAMME

Monday November 24th 2014

- 09:00 Registration
10:00 Introduction
10:00-10:10 **Opening**
Laboratory performance criteria revisited in 2014
Mauro Panteghini (IT)
10:10-10:20 What do we want to accomplish during this conference
Sverre Sandberg (NO)
10:20-11:00 The 1999 Stockholm conference: a summary
Callum Fraser (UK)

SESSION 1

Performance criteria based on clinical needs

- 11:00-11:30 Role of medical needs assessment and clinical pathways in defining performance criteria for laboratory tests
EFLM Working Group on Test Evaluation
11:30-12:00 Performance criteria based on true and false classification and clinical outcomes
Per Hyltoft Petersen (DK)
12:00-12:30 Performance criteria based on how clinicians use laboratory tests
Sverre Sandberg (NO)
12:30-13:00 Discussion
13:00-14:00 Lunch buffet

SESSION 2

Performance criteria based on biological variation

- 14:00-14:30 Rationale for using data on biological variation
Carmen Ricos (ES)
14:30-15:00 Reliability of available biological variation information: need for improvement
Anna Carobene (IT)
15:00-15:30 Critical appraisal checklist for papers on biological variation
William Bartlett (UK)
15:30-16:00 Discussion
16:00-16:30 Break

SESSION 3

Performance criteria based on state of the art or laid down by regulation

- 16:30-17:00 Optimizing the use of the state of the art performance criteria
Rainer Haecckel (DE)
17:00-17:30 Are regulation-driven performance criteria still acceptable?
Matthias Orth (DE)
17:30-18:00 Discussion
18:00-18:30 Sessions 1-3 Overall discussion
Moderators: Mauro Panteghini - Sverre Sandberg

Tuesday November 25th 2014

SESSION 4

Performance criteria in different situations

- 09:00-09:30 Performance criteria for reference measurement procedures and reference materials
Heinz Schimmel (BE)
09:30-10:00 Performance criteria for combined uncertainty budget in the implementation of metrological traceability
Mauro Panteghini (IT)
10:00-10:30 Performance criteria for internal QC – how to define a significant deviation from the expected results
Ferruccio Ceriotti (IT)
10:30-11:00 Break
11:00-11:30 Performance criteria for EQA schemes – need for harmonization
Graham Jones (AU)
11:30-12:00 Deriving performance criteria for laboratory tests: which model should be used?
Wytze Oosterhuis (NL)
12:00-12:30 Performance criteria for qualitative test procedures
Gunnar Nordin (SW)
12:30-13:00 Discussion
13:00-14:00 Lunch buffet

SESSION 5

Performance criteria for extra-analytical phases in the total testing process

- 14:00-14:30 Performance criteria and quality indicators for the pre-analytical phase
Mario Plebani (IT)
14:30-15:00 Performance criteria for the post-analytical phase
Ken Sikaris (AU)
15:00-15:30 Discussion
15:30-16:00 Break
16:00-17:00 Summing up and further work
Sverre Sandberg (NO)

SCIENTIFIC COMMITTEE

Mauro Panteghini, Italy - Co-Chair
Sverre Sandberg, Norway - Co-Chair

Callum Fraser, UK
Andrea Rita Horvath, Australia
Rob Jansen, The Netherlands
Graham Jones, Australia
Wytze Oosterhuis, The Netherlands
Per Hyltoft Petersen, Denmark
Heinz Schimmel, Belgium
Ken Sikaris, Australia

3rd EFLM-BD

European Conference on Preanalytical Phase

Preanalytical quality improvement -
In pursuit of harmony

Porto
2015
March 20-21



The focus of the conference is the management of the quality of the preanalytical laboratory practices.

We have designed for you an attractive scientific program with interactive discussions and e-voting to enable the exchange of ideas and knowledge related to some most common issues and everyday problems. Conference speakers will offer participants practical solutions and guidance for most critical laboratory procedures.

We hope that you will enjoy both the scientific content of this meeting, as well as the beauty of Porto - a vibrant as well as romantic city with a fascinating mixture of urban culture, rich historical heritage and beautiful surroundings and nature.



Organizers

European Federation of Clinical Chemistry and Laboratory Medicine

www.efcclm.eu

in collaboration with

BD Diagnostics, Preanalytical Systems

www.bd.com

Meeting venue

Porto Palácio Hotel

Av. Boavista 1269

4100-130 Porto, Portugal

EFLM Travel grants for young participants will be available at: <http://www.efcclm.eu/>

For further information: <http://www.preanalytical-phase.org/>



New Board of the Tunisian Society of Clinical Biology (STBC)

*by Prof. Hmida Slama
President, STBC*

The Tunisian society of Clinical Biology held its elective General Meeting on 16th May, 2014 to renew its executive board and the composition of the new office is shown below.

The composition of the new board of the STBC:

Président:	Pr. Hmida Slama	hmida.slama@rns.tn
1st Vice-Président:	Pr. Taieb Messaoud	taieb.messaoud@rns.tn
2nd Vice-Président:	Pr. Farouk Barguellil	fbarguellil@topnet.tn
Secrétaire général:	Dr. Fethy Ben Hassine	f.benhassine@gmail.com
Secrétaire général adjoint:	Pr. Ag Asma Ghariani	ghariani_as@yahoo.fr
Trésorier:	Dr. Naoufel Nabli	contact@labonabli.com
Trésorier adjoint:	Pr. Ag Manel Chaabane	cmanel@yahoo.fr
Membre:	Pr. Férièle Messadi	ferielemessadi@yahoo.fr
Membre:	Dr. Khalil Ben Abdallah	khlaiel@gmail.com

The correspondent member with IFCC:

Dr. Fethy Ben Hassine f.benhassine@gmail.com

The new Board is to ensure that the STBC, as a member of the IFCC, will continue to work for the Promotion of clinical biology in our country and our region, and to strengthen collaboration with the IFCC.





THE NATIONAL EXECUTIVE COUNCIL THE BOLIVIAN SOCIETY OF CLINICAL BIOCHEMISTRY REPORT ON MANAGEMENT ACTIVITIES (2013-2014)

by Alvaro Justiniano Grosz

President, Bolivian Society of Clinical Biochemistry

SOCIEDAD BOLIVIANA DE BIOQUIMICA CLINICA

The Bolivian Society of Clinical Biochemistry is an organization of scientific, academic and industry associations that groups Biochemists of the Plurinational State of Bolivia. Our professional operating entity has arms that are dependent on the Bolivian Society of Clinical Biochemistry. These are as follows:

- a) Program for External Quality Assessment (EQA)
- b) Committee on Laboratory Accreditation (CALC)
- c) Committee on Standardization of Clinical (CNTLC)
- d) Certification Committee of the Profession of Biochemistry (CCP)

One of the main activities which our organization has been performing is to regulate and control the work of these institutions which has been approved in accordance with our bylaws and available regulations approved at the III Extraordinary Congresses of our organization. The same process has been carried forward in the cities of Cochabamba, Sucre and Santa Cruz respectively, where the documents were approved:

REGULATION PROGRAM OF EXTERNAL EVALUATION OF QUALITY REGULATION COMMITTEE ON ACCREDITATION OF CLINICAL LABORATORIES, REGULATION COMMITTEE Standardization, REGULATION OF ACADEMIC ACTIVITIES AND CONTINUING TRAINING

MANUAL OF ACCREDITATION of the Bolivian Society of Clinical Biochemistry and finally the planned future adoption of the REGULATION COMMITTEE CERTIFICATION OF THE PROFESSION OF BIOCHEMISTS .

In this new administration, the BOLIVIAN SOCIETY OF CLINICAL BIOCHEMISTRY, whose president is Dr. Alvaro Justiniano Grosz, has undertaken the major goal to improve relations at the international level of our organization with other countries. This is why, it has been participating continuously in events such as SPECIAL MEETING OF COLABIOCLI BUENOS AIRES - ARGENTINA 5-8 November 2012; CALILAB 2012; 40th CONGRESS OF CLINICAL ANALYSIS BRAZIL-FLORIANÓPOLIS 16 -18 JUNE 2012; LATIN AMERICAN CONGRESS (COLABIOCLI 2013) - REGULAR MEETING AND EXTRAORDINARY meetings of the LATIN AMERICAN FEDERATION OF BIOCHEMISTRY LIMA PERU 29 -31 OCTOBER 2013; ANNUAL MEETING IFCC - WORLD CONGRESS OF CLINICAL BIOCHEMISTRY, ISTANBUL - Turkey 21 -26 JUNE 2014.

However, it is not only the international activity that has been our core business, there is also an important agenda within our country which has been developed. We have held three Extraordinary National Congresses, attended by all representatives of the Departmental Subsidiaries of our organization and which means participation of Biochemical professionals from all over the country. Similarly,

Sociedad Boliviana de Bioquímica Clínica

Trabajando por la excelencia de su Asociado

scientific events were organized in different cities of Bolivia. These are the MAYA SUCRE INTERNATIONAL CONFERENCE 30 April- 2 MAY, 2013, with the AACCF- FOUNDATION COURSE WALLACE H. COULTER "ADDED VALUE IN THE ATTENTION OF PATIENTS " SANTA CRUZ 16- 17 NOVEMBER 2013; FOUNDATION COURSE WITH WALLACE H. COULTER AACCF- "ADVANCED ANALYTICAL QUALITY PRACTICES" 20-22 MARCH 2014, SANTA CRUZ 24-26 MARCH 2014; DAYS OF SOCIEDAD BIOQUIMICA BOLIVIANA 4-6 September, SANTA CRUZ, where for the first time we received two lecturers under the IFCC VLP scheme from Mexico and Paraguay. BOLIVIAN SOCIETY OF CLINICAL BIOCHEMISTRY actively participated in the RINCON AMERICAN WORKING COMMITTEE AND TRANSLATIONS OF THE IFCC (WG iant) in both the city of Lima, Peru and in Istanbul - Turkey, where the opportunity to meet with colleagues in the working group occurred. We have an active correspondent with RADIO MICROSCOPE (El Microscopio_ program also sponsored by IFCC and under the excellent leadership of Dr. Hernan Fares Taie.

We have been spreading and enriching our development of the website of the BOLIVIAN SOCIETY OF CLINICAL BIOCHEMISTRY, which is growing day by day and improving its ability to reach the biochemical professionals Bolivia. In addition, our institution during the course of the Annual Meeting of COLABIOCLI 2013, in Lima Peru, won the 3rd VOCALIA DIRECTIVE OF THE LATIN AMERICAN FEDERATION

OF CLINICAL BIOCHEMISTRY (COLABIOCLI 2013) and this was a historic achievement for our organization.

The BOLIVIAN SOCIETY OF CLINICAL BIOCHEMISTRY, now has another mission and is working hard to occupy a place of importance in our country, and has many goals set and consequently carries out the activities to meet them. These include: the joint activities with FOUNDATION the WALLACE H. COULTER Foundation, to conduct two events, one being the professional Biochemical meeting in Cochabamba another to be developed in the city of Sucre, also in March 2015 with universities to train university teachers in "ADVANCED ANALYTICAL QUALITY PRACTICES" so that they can implement this activity in undergraduate training, i.e. students of the Faculty of Biochemistry.

We are working to organize with the support of IFCC, the THEORETICAL COURSE PRACTICE OF MOLECULAR BIOLOGY and this is planned over three national Days in the departments of Sucre, La Paz and Trinidad, to complete our management of the XVIII NATIONAL Regular CONFERENCE of the BOLIVIAN SOCIETY OF CLINICAL BIOCHEMISTRY and this will take place in the city of Oruro, from 25- 29 November 2015.

Furthermore, we plan to participate in the 2015 AAC- ANNUAL MEETING, Atlanta, USA and in EUROMEDLAB PARIS 2015 and the Latin American Congress of Clinical Biochemistry, COLABIOCLI, Quito, Ecuador 2015.



BOLIVIAN SOCIETY OF CLINICAL BIOCHEMISTRY ANNUAL MEETING

*by Alvaro Justiniano Grosz, president SBCB
Rosa Sierra-Amor, corresponding member IFCC News*

The Bolivian society of Clinical Biochemistry (Sociedad Boliviana de Bioquímica Clínica, SBCB) concluded with resounding success:

- 1) International Meeting of the Bolivian Society of Clinical Biochemistry - XXX National Conference of the Bolivian Society of Clinical Biochemistry - and
- 2) the Meeting of subsidiary SANTA CRUZ of the BOLIVIAN Society of Clinical Biochemistry.

This important event was held in the city of Santa Cruz, from 4-7 September 2014 with a participation of more than 280 professionals that exceeded the expectations of the Organizing Committee, chaired by Dr. Alvaro Justiniano Grosz, President of the Bolivian Society of Clinical Biochemistry and Dr. Alina Arteaga President, subsidiary SANTA CRUZ of the BOLIVIAN Society of Clinical Biochemistry.

With the collaboration of IFCC, which granted two IFCC-ABBOTT VLP, it was possible to have two courses, one dictated by Dr. Rosa Sierra Amor, (Mexico) on *“Accreditation of laboratories - internal and external audits”*, and another one by Dr. Montserrat Blanes, (Paraguay) which topic was *“Assessment of thyroid function - Hypothalamic-Gonadal axis”* allowing the attendees to update their knowledge on both topics. In addition, sponsored by the Wiener Foundation, Dr. Alicia Sena of Daminato, (ARGENTINA) spoke about the *“Molecular basis of cancer: useful diagnostic and therapeutic oncology”*. All courses were at full capacity, with the massive participation of professionals from all over Bolivia.

Santa Cruz, a thriving city of great beauty and diversity in the country, brought together distinguished col-

leagues from Bolivia and professional foreigners and this enhanced the event by them relaying their experiences. Likewise the presence of Bolivian professionals also allowed the event to have different courses and conferences, posters presentations on different topics. We believed that this event provided a good scientific and educational experience and allowed the future possibility of organizing similar events to or at



Santa Cruz Subsidiary, President Dr. Alina Arteaga and board members, with Dr. Alvaro Justiniano Grosz, President Bolivian Society of Clinical Biochemistry.



Organizing Committee with speakers: *Dr. Montserrat Blanes (PY), Dr. Hernan Fares Taie (AR), Dr. Manuel Arca (AR), Dr. Rosa Sierra-Amor (MX) and Dr. Carlos Navarro (AR), President COLABIOCLI*

a greater capacity than this scientific event. The event provided great hospitality, which is the characteristic of the people of Santa Cruz, BOLIVIA.

The president of COLABIOCLI, Dr. Carlos Navarro also participated in a conference on laboratory interferences in the pre-analytical phase.

Prior to this international event the Bolivian society of Clinical Biochemistry, had the 3rd extraordinary National Assemble where issues inherent to the need of the laboratory medicine field in Bolivia were approved, such as the Manual of accreditation of the Bolivian society of Clinical Biochemistry. These

activities were included in the CEN report which included the activities of the subsidiaries during 2015.

The survey of COLABIOCLI analysis of the situation of the proficiency testing of the Bolivian society of Clinical Biochemistry, and the agreement with the school of Biochemistry and Pharmacy of Santa Cruz allowing the launch again of this program by Santa Cruz entity. Among these activities, is the organization of the 18th Ordinary Assemble of the Bolivian Society of Clinical Biochemistry to be held in the city of Oruro in the month of November of 2015.



News from the Society of Medical Biochemists of Serbia 10th EFLM Symposium for the Balkan Region

by Dr. Snežana Jovičić

Society of Medical Biochemists of Serbia
Liaison Member of the IFCC eNewsletter Working Group

The end of summer and the first days of autumn are traditional times for Belgrade meetings of medical biochemists of Serbia. This year, 9-13 September were the days of the XIX National Congress of Medical Biochemistry and Laboratory Medicine and of the 10th EFLM Symposium for Balkan Region. The Society of Medical Biochemists of Serbia and the European Federation of Clinical Chemistry and Laboratory Medicine (EFLM) together with Center for Medical Biochemistry Clinical Center of Serbia, and Faculty of Pharmacy University of Belgrade organized in Belgrade (September 11–12, 2014) the 10th EFLM Symposium for Balkan Region under the title **“Paediatric Laboratory Medicine: Some Aspects of Obesity, Metabolic Syndrome, Neonatal Screening, Reference Intervals and Critical Values”**. EFLM appointed Belgrade (Serbia) and the Society of Medical Biochemists of Serbia (SMBS) as the organizer of educational symposia for clinical chemists in the Balkan region and as a result of this decision ten symposia have been organized thus far very successfully. The 10th EFLM Symposium for Balkan Region is organized under the auspices of the International Federation of Clinical Chemistry (IFCC), Balkan Clinical Laboratory Federation (BCLF), as well as the Ministry of Education, Science and Technological Development, and Ministry of Health of Republic of Serbia. The Scientific Committee members were Symposium President Nada Majkić-Singh (Serbia), Edgard Delvin (Canada), Elizabeta Topić (Croatia), Grazyna Sypniewska (Poland) and Svetlana Ignjatović (Serbia).

The Symposium lectures were presented through three sections: Paediatric Obesity – Insulin Resistance – Non-alcoholic Fatty Liver Disease (NAFLD); Neonatal Screening for Metabolic Disease (two parts); and Paediatric Reference Intervals and Critical Values. The lecturers were from Canada (2), Italy (2), Macedonia (2), Serbia (5), UK (1), Hungary (1), Slovenia (1), France (1) and Sweden (1). The papers of the presented lectures

were published in Journal of Medical Biochemistry 2015;34:1-150 (<http://www.degruyter.com/view/j/jomb>). The special thanks the organizers owe to Professor Edgard Delvin (Montreal Children’s Hospital, McGill University, Montreal, Canada) who helped to design the program of the symposium, and suggested the topics and lecturers.



From left to right:
sitting, N. Majkić-Singh, Z. Šumarac, M. Čvorkov-Dražić;
standing, I. Balogh, E. Delvin, R. Pollitt, A. Burlina

The first section of the symposium was dedicated to pediatric obesity, insulin resistance and non-alcoholic fatty liver disease (NAFLD). Professor Delvin made the introduction, with the lecture about the prevalence, secular trends and consequences of obesity, where he also mentioned the fundamentals of epidemiology and pathophysiology of NAFLD, and covered the present biomarkers and the development of new ones. Professor Valerio Nobili (Bambino Gesù Children Hospital, Rome, Italy) continued with the epidemiology and natural history of NAFLD, elaborating on the complex interplay between genes and the environment in NAFLD pathogenesis and the possibility of discovering the potential early predictors and suitable noninvasive diagnostic tools based on the pathogenetic mechanisms and histological patterns.


Metabolic setup and risks in obese children was discussed by Professor Mirjana Kočova (University Pediatric Clinic, Skopje, Republic of Macedonia). Professor Kočova presented results of several studies in obese children of different ages performed in the Republic of Macedonia, which showed higher leptin and lower adiponectin levels in obese children, who also presented with a more atherogenic lipoprotein profile, associated with increased insulin resistance, emphasizing the need for the onset of therapy preventing cardiovascular complications at a younger age. Professor Vera Zdravković closed the first section with the talk about the importance of early diagnosis of pre-diabetes, as early complication of childhood obesity and non-invasive methods to perform it. The second section was dedicated to the neonatal screening for metabolic disorders. The opening lecture by Professor Rodney Pollitt (Sheffield Children's Hospital, UK) reviewed different viewpoints and international perspectives on newborn screening, which was an excellent introduction for the issues in standardization in neonatal screening programmes presented by Professor Alberto Burlina (University of Padua, Italy). Professor István Balogh (Department of Laboratory Medicine, University of Debrecen, Hungary) talked about the relevance of adding the detection of population-specific mutations to commercial allele specific CFTR gene mutation detection method in order to achieve the required sensitivity of molecular testing in newborn screening. The first part of the section was closed with Serbian experiences in screening in the prevention of Thalassemia syndromes, presented by Dr. Milica Čvorkov-Dražić (Society of Medical Biochemists of Serbia). The second part continued with the presentation of results of the study of direct molecular diagnosis of CYP21A2 point mutations in Macedonian and Serbian patients with 21-hydroxylase deficiency by Professor Violeta Anastasovska (Genetic Laboratory, Department of Endocrinology and Genetics, University Children's Clinic, Skopje, Republic of Macedonia). Professor Barbka Repič Lampert (Unit for Special Laboratory Diagnostics, University Children Hospital, and University Medical Center Ljubljana, Slovenia) presented the selective screening for metabolic disorders in a Slovenian pediatric population. The section dedicated to newborn screening was closed by Dr. Tatjana Milenković (Department of Endocrinology, Mother and Child Health Care Institute of Serbia "Dr.

Vukan Čupić", Belgrade, Serbia), who presented their 30 years experience with the screening program for congenital hypothyroidism in Central Serbia (1983–2014). The Symposium was closed with current issues in paediatric reference intervals and critical values. Professor Joseph Henry (Versailles Saint Quentin University, Villejuif, France) introduced the concepts and complexity in establishing reference values in pediatrics. Afterwards, Professor Khosrow Adeli (Clinical Biochemistry, The Hospital for Sick Children, University of Toronto, Canada) discussed the concept and feasibility of common reference intervals, as well as the CALIPER reference interval database. Finally, the section and the whole symposium was concluded by Professor Peter Riefelt (Department of Medical Sciences, Clinical Chemistry, Uppsala University, Sweden), who presented the results of a population-based Swedish study which obtained paediatric reference intervals, and emphasized the problem of lacking reference intervals for the youngest age group, under six months of age.



Members of the Organizing Committee with lecturers on the 10th EFLM Symposium (Belgrade, September 2014)

The design of the program of this symposium enabled the laboratory professionals in the Balkan region and our country to learn about this very important area of laboratory medicine. The presence of excellent lecturers and professionals in this field gives very high recognition and prestige to this Meeting, which will influence the development of clinical chemistry and laboratory medicine in the Balkan region. We hope that the EFLM Symposium in Belgrade will continue its successful progress as in previous years, striving to focus on the new data in the field of laboratory medicine.



18th Conference of the Chilean Society of Clinical Chemistry held in Santiago

by **Eduardo Aranda**

National Representative IFCC

Sociedad Chilena de Quimica Clinica (SChQC)

The 18th Conference under the theme "*Promoting the culture of humanization and quality in health*" was held from 4-6 August 2014 in Santiago-Chile. Approximately 260 delegates registered and 18 suppliers and manufacturers provided the commercial exhibits to promote products in the field of clinical laboratory medicine. The scientific programme included six plenary sessions where 10 lectures, 10 symposia and two workshops were delivered. Additionally, two poster sessions with 18 presentations were held.



Left to right: Dr. Angelica Lagos, president of SChQC, Dr. Helia Molina, Health Minister, Dr. Maria Elena Arredondo, President organizing committee and Dr. Eduardo Aranda, Chairman of scientific committee

The meeting gathered highly experienced professors and scientists from North America, South America, Europe and Oceania, giving providing a framework of an excellent academic and friendship environment. Moreover, the support of IFCC-Abbott VLP allowed the presence of Dr. Howard Morris, vice president of IFCC and Dr. Andrea Ferreira-Gonzalez, Professor of Pathology and Director Molecular Diagnostics Lab Division of Molecular Diagnostics, Department of Pathology Virginia Commonwealth University USA. The National German Institute of Metrology (PTB),

helped us to invite Dr. Sandra Medina (Colombia), Dr. Lucrecia Arriola (Guatemala), Ing. Manfred Kindler (Germany), Dr. Anja Kessler Past Chair of IFCC Committee on Traceability in Laboratory Medicine (C-TLM) and Corresponding Member of IFCC C-STFT, Dr. Jörg Neuhammer (Germany), Dr. Maria Imilce Zuta (Peru), Dr. Antonio Antúnez de Mayolo (Peru) and Dr. Maria Pasquel (Ecuador). In addition, the Jose Luis Castaño Foundation brought to us Dr. Ángel Salas (Spain). In the closing ceremony we awarded prizes to posters: The "Chilean Society of Clinical Chemistry Award" to Dr. Olga Panes, as the best scientific presentation in the field of fundamental research and the "Biosystems Award" to Dr. Claudia Parada, as the best scientific presentation the field of applied clinical chemistry.



Ceremony of awards. Dr. Angelica Lagos, president of SChQC and Dr. Olga Panes

Satellite activities took place in three courses: "Application of pharmacokinetics and pharmacogenomics in clinical diagnosis", "Regulation of in vitro diagnostic medical device in Chile" and "Laboratory Medicine Based in the Evidence"

The high level of the lectures and the significant number of foreign lecturers was the highlight of this congress.

*by Joan Nicolau Costa
Editor, In vitro veritas*

The XI Congress of the Catalan Association for Clinical Laboratory Sciences (ACCLC) was held in Figueres (Catalonia, European Union) on 11-15 March 2014.

More than two hundred participants attended the meeting and several companies had exhibits of their latest products. The programme included lectures, debates and oral and poster presentations.



The opening ceremony of the XI Congress of the ACCLC. In the center of the table, Dr. Boi Ruiz i Garcia, Minister of Health of the Autonomous Government of Catalonia. On the left, Dr. Albert Rimbau Muñoz, General Coordinator of the Congress.

The lecture on stability of compounds, by Dr. Xavier Fuentes Arderiu, on the right.



The debate on laboratory management, with Dr. Jaume Miró, on the left, and Dr. Glòria Sòria, Dr. Jordi Zaragoza and Dr. Margarita Fusté.

Article continued on next page



*Dr. Xavier Amiel Bosch, President of the Congress
and the winners of the poster awards, at the gala dinner.*

Boi Ruiz i Garcia, Minister of Health of the Autonomous Government of Catalonia, spoke at the opening ceremony.

The scientific programme covered the following topics: markers of muscular damage, liver fibrosis, lactose intolerance, thromboembolic disease, congestive heart failure, automation in microbiology, stability of compounds, and management of the laboratory. The annual meeting of the association also took place and the members were able to discuss the current status and the many projects of the association. Awards were given to selected posters.

The videos of the session on "Molecular genetics for the diagnosis of rare diseases" (four lectures and the discussion) have been posted on the website of the ACCLC: www.acclc.cat

Since the city is the birthplace of the well-known artist Salvador Dalí, the attendees had the opportunity to enjoy his museum on a guided tour. A lecture on his work was included in the programme.

As customary, the official language of the Congress was Catalan, a language used by around seven million people. It is the official language of Andorra, a small country in the Pyrenees, and the co-official language in three autonomous communities of Spain, Catalonia, Balearic Islands and Valencia. It is also used in Alghero (Sardinia, Italy).

The ACCLC was founded in 1996 and it has held since then a Congress every two years and also a European Symposium every two years, with the auspices of the IFCC and the IUPAC sponsorship. The ACCLC also publishes documents related to the field and has an on-line magazine.



NEWS FROM SOUTH AFRICA

South African Association for Clinical Biochemistry

Unipath2014 - Unifying pathology and laboratory medicine in the era of P4 medicine

by Prof. Tahir Pillay



Unipath2014, the 54th International Congress of the Federation of South African Societies of Pathology (FSASP), which was proudly co-hosted by the University of Pretoria's Pathology departments in the Faculty of Health Sciences, recently took place at the purpose-built CSIR International Convention Centre in Pretoria, South Africa.



Prof. Joris Delanghe
Editor-in-Chief
Clinica Chimica Acta

The South African Association for Clinical Biochemistry (SAACB) is a daughter society of the FSASP and a member of the IFCC. The organising committee, chaired by Prof. Tahir Pillay, was mindful of the prestige of the conference and put together a superb programme for this forum and gathering of pathologists and scien-

tists in laboratory medicine from both the public and the private sector. The congress was held under IFCC auspices and several international invited speakers were funded by the IFCC -Abbott Diagnostics Visiting Lecturer (VLP) programme. The IFCC VLP speakers were Prof. Joris Delanghe, Editor of *Clinica Chimica Acta* (official journal of the IFCC), Prof. Carel Le Roux from Dublin and Prof. Anders Kallner from the Karolinska Institute, Sweden.

The congress was an opportune event for the pathology departments because a number of different specialist fields in pathology were embedded in the name and theme of the conference, 'Unipath: Unifying pathology and laboratory medicine in the era of P4 medicine'. P4 medicine is increasingly being embraced in the ethos of medicine, especially in diagnostic laboratory medicine. P4 medicine is a term coined by biologist Leroy Hood and is an abbreviation for 'predictive, preventive, personalised and participatory medicine'. The premise of P4 medicine is that medical practice

Article continued on next page



Clinical Laboratory Statistics workshop, University of Pretoria



Prof Anders Kallner with workshop participants at the Clinical Laboratory Statistics workshop, University of Pretoria

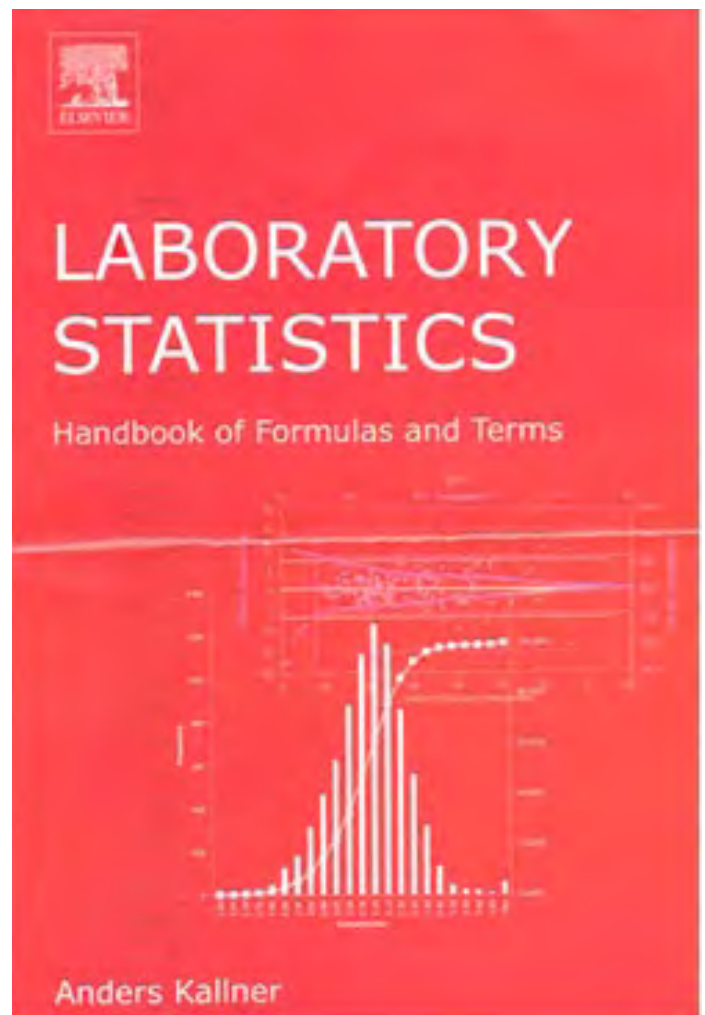
will be revolutionised by biotechnology over the next 20 years so that a person's health will be managed instead of a patient's disease.

The contribution of the pathology disciplines in the Faculty straddles all facets of the mission and vision of the University of Pretoria. Pathology and laboratory medicine are critical to the teaching mission of the Faculty of Health Sciences in producing medical and health sciences graduates for the country and play an indispensable service role in health care delivery to, in particular, the poor. The pathology disciplines contribute to the research output of the Faculty as the University strives to be a leading research-intensive university.

An attractive and highly stimulating scientific programme was presented by various societies, with cross-disciplinary and cross-cutting presentations from the fields of anatomical pathology, virology, immunopathology and haematopathology, clinical biochemistry/chemical pathology, medical microbiology and forensic pathology. There was a strong focus on molecular diagnostics and preventive/predictive diagnostics in keeping with the idea of P4 medicine. Postgraduate students and other trainees were given ample opportunity to present their research findings and discuss their work with peers.

Congress attendees also had the opportunity to participate in a trade exhibition that showcased the latest diagnostic reagents and equipment being marketed in Africa. As the cost of pathology laboratory services comes under increasing scrutiny, both nationally and internationally, the Unipath 2014 congress was an opportune time to share experience and expertise and to reflect on how the educational and research activities discussed can contribute to the improvement of public health in the country.

Professor Anders Kallner, from the Karolinska institute, Stockholm, Sweden, ran a very successful 2-day



laboratory statistics workshop at the Faculty of Health Sciences on 22-23 September 2014. The workshop was attended by pathology trainees from all over the country, including as far afield as Cape Town and Durban and from all the institutions. There were 31 attendees from institutions including University of Cape Town, Stellenbosch, Witwatersrand, Medunsa and UKZN. The workshop was convened by Prof. Tahir Pillay as a satellite to the Unipath 2014 conference held at the CSIR convention centre on 19-21 September 2014.

Attendees were given hands-on training in the use of clinical laboratory statistics in making clinical decisions and found the workshop very stimulating and wanted more of this kind of workshop to be held in the future.

Recipients of IFCC Roche Travel Scholarships who attended WorldLab Istanbul, 22-26 June 2014

Compiled from the awardees' submissions **by Prof. Tahir Pillay**
Editor, IFCC eNewsLetter

EGYPT

Khaled M. Mohamed

Analytical Toxicologist, Assuit Chemical Laboratory

"...the meeting was a good opportunity to broaden my professional knowledge, skills and techniques, and to increase my ability, upon my return home, to help solve practical laboratory-related problems...."

ETHIOPIA

Eyob Abera Mesfin

Ethiopia Medical Laboratory Association Vice President

"...I can advocate the opinion that the IFCC conference was excellent opportunity to meet various groups of people, spend quality time with them and get to know their habits, attitudes, lifestyle, etc. Also, participating within international conference would be broaden my horizons and enable me to build strong scientific and social network with scientists and senior experts throughout the world."

GUATEMALA

Regina Cabrera

Asociation de Quimicos y Biologos de Guatemala

"Last but not least, an international congress is a big opportunity for anyone because you can meet many people from different countries and cultures, and getting to know beautiful cities as Istanbul, and all that facts are very enhancing for an integral development of any professional."

INDIA

Shilpa Hasija Bhardwaj

ACBI

"I always felt that a great conference is a fertile ground

for chance conversations especially over a cup of coffee. During the conference, I came across a few students from the Turkish medical society with whom I had healthy discussions on the scope of research and the education systems in both our countries. The discussion was fascinating and continued for quite a long time and by the end of it we exchanged our emails. I also met several other interesting professionals, with whom I plan to network in the future."

Medha Rajappa

AMBI Associate Professor

"At the above conference, I had the opportunity to meet and deliberate with scientists from various parts of world allowing for a fruitful sharing of scientific experiences and topics.

This conference was a great opportunity to make new friends and to interact with young colleagues in search of shared objectives and common interests in the continuing development of clinical chemistry and laboratory medicine."

INDONESIA

Anna Meiliana

"The awardees were also very friendly and we became close very soon, even until now, we are still keep contact and they soon start creating a social media group for us, so we could keep connecting each other."

KENYA

Francis Ndungu

"The meeting at the IFCC booth was a wonderful experience for me. I had an opportunity to meet my fellow scholarship awardees from other counties as well

as have a face to face interaction with the amazing IFCC staff after numerous communications via email.

At this meeting I was delighted to meet Dr. Graham Beastall, the IFCC president, and also to receive the scholarship certificate from Prof. Jocelyn Hicks, past president of the IFCC.”

MOROCCO

Jadda Hajar

“I had the chance to present my works on personalized medicine and colorectal cancer and I had some exciting conversations with so many scientific individuals from all around the world, who were asking questions, contributing with their tremendous experience in the discussion and even giving me advices. This meeting allowed me to make contact with them and to enlarge my professional knowledge circle.”

NEPAL

Raj Kumar Yadav

“The Quality control, Reference interval session, Six sigma, and Tumour marker were really interesting and useful for me. It will be really very useful for me in my daily laboratory work, as well as in my teaching to Medical graduates and Medical Laboratory graduates.”

PAKISTAN

Dr. Wafa Omer

Ph.D. scholar, Chemical Pathology National University of Sciences and Technology, Islamabad, Pakistan

“Overall, I feel that attending this meeting really broadened my vision regarding the cutting edge research across the world and gave me a chance to interact, share ideas, and get guidance from eminent scientists and researchers from all around the world.”

PARAGUAY

Analia Acosta

“Having the opportunity to meet colleagues from all over the world, young and passionate scientists, doing

what we love in order to promote a better existence for our patients, in one word life, has been the best of all experiences. Crossing a whole continent makes you realize the wideness of the purpose of the IFCC.”

PHILIPPINES

Geraldine B. Dayrit

“A dream come true! Establishing internationally recognized scientific life researches and globally collaborating with medical professionals and practitioners to birth life-saving breakthroughs were my primary goals when I applied for this scholarship.

Also, to learn new trends, to share new knowledge and most importantly, to create international linkages and develop a strong foundation in research activities were my objectives in realizing those goals.”

SRI LANKA

Selvadurai Kularatnam

“It was a great pleasure to meet the IFCC family. IFCC gathering at the IFCC booth was a memorable event and I felt honoured to meet IFCC present and past presidents, staff, and other scholarship awardees.

It was a rare opportunity to make friends all over the world. I was glad to communicate with people with different nationalities and spoke different languages.”

UKRAINE

Sergii Soloviov

“I was pleasantly surprised that my work has attracted interest from colleagues in other countries, the consequence of which could be efficient scientific cooperation in the future.”

Artem Symchuk

“As a young scientist I still cannot boast extensive experience of participation in congresses of such level. Nevertheless, numerous numbers of reports and considerable amount of scientific material presented during the Congress expanded my view of the achievements of clinical biochemistry and laboratory diagnostics.”



IFCC Roche Travel Scholarship recipients

VIETNAM

Tran Khanh Chi

“The conference has helped me expand my vision; enhance my international understanding about culture and my specialism.”

ZAMBIA

Kamvuma Kingsley

“Since this was my first international conference I also know what to expect from my next one, especially if I am to make an oral or poster contribution.”

**Sabe Mwape - IFCC J. Hicks Travel Scholarship
Senior Biomedical Laboratory Advisor, CHAZ Zambia**

“I will use the experience and knowledge gathered

to contribute to the betterment and development of Lab services in our country Zambia both during my routine work or when called upon at different forays.”

ZIMBABWE

Grace Mashavave

“I enjoyed my participation at the IFCC WorldLab Istanbul 2014 congress and have brought some memorable memories of the congress activities, lectures, health professionals, delegates, staff, equipment and reagent manufacturers and of the magnificent Istanbul Congress Centre. I am looking forward to participate in the upcoming IFCC events and to be an active Clinical Scientist through research, publications and attending conferences for dissemination of the research findings.”

IFCC PROFESSIONAL EXCHANGE PROGRAMMES - TWO EXPERIENCES

Report on quality management training at Faculty of Health Science, University of Stellenbosch, Tygerberg Hospital, Cape Town, South Africa, 1 March - 22 May 2014



*by Aaron Sichilima
Nchanga North General Hospital
Chingola, Zambia*

ABBREVIATIONS:

IFCC=International Federation of Clinical Chemistry
NCE=Nonconformance event
BMSZ=Biomedical Society of Zambia
PMEP=Professional Management Exchange Program
EQC=External Quality Control
IQC=Internal Quality Control

INTRODUCTION

The IFCC Laboratory Management Exchange Program (PMEP) 2014 conducted by Stellenbosch University, Faculty of Health Sciences was comprised of four students, two from Zambia and two from Nigeria. The Zambian students arrived in Cape Town on 26th February 2014 and on 27th May 2014 we reported to Stellenbosch University for payments and registration. At chemical pathology laboratory, Prof. Erasmus received us and introduced us to the rest of the administration at chemical pathology laboratory. On 1st March 2014 the program started as planned and later in April we were joined by two Nigerian students. All the four candidates from Zambian and Nigeria who participated in PMEP Program were under IFCC sponsorship.

OBJECTIVE OF PROGRAM

To observe and learn clinical laboratory best practices in relation to quality assurance practiced in selected tertiary laboratories in Cape Town South Africa.

Apart from observing and learning medical laboratory best practices in selected tertiary laboratories

in Cape Town chemical pathology laboratory organized lectures in quality management and molecular genetics. A wide variety of management topics and topics in molecular genetics was covered.

LESSONS LEARNT

1 Non-conformances:

The purpose of non-conformance event management program is to capture and analyse information from NCEs to identify problems and gain management's commitment to remove the cause. Each laboratory needs processes for detecting and documenting non-conformances, classifying them for analysis and correcting the problem they represent. All laboratory staff should be oriented on the detection, correction and prevention of non-conformance. Error elimination is achieved by an action taken following identification of a non-conformance aimed at eliminating the non-conformance in such a manner that there is no recurrence of the problem.

2. Competence assessment:

Competence assessment is critical in knowing skills in laboratory staff. Criteria for determining and assessing staff competence is needed by a laboratory undergoing accreditation hence laboratory Technical staff must be trained and assessed for competence in handling, documenting and managing IQC and EQC in their respective area of operation. Laboratories undergoing accreditation should work hand in hand with IFCC the global promoter of quality improvement programs as well as a vital link to equipment manufacturers, EQA and IQC programs

Article continued on next page

and materials. Successful accredited laboratories in South Africa maintain close collaboration with IFCC.

3. Professional development:

Spreading knowledge and leadership skills in laboratory management and quality improvement should be based on an all inclusive structured well maintained continuous professional development program. Professional staff of accreditation candidate health facilities needs to harmonize baseline quality knowledge among staff through regular structured continuous professional education programs like IFCC supported programs.

4. Leadership:

The strength of a laboratory depends on visionary and visible leadership. Visionary leadership plans strategically and crafts its mission from embraced diverse staff opinions. Visibility of laboratory is achieved through engagement with customers, continuous professional development of staff and publications of research results.

5. Specimen transportation:

Interfaced Laboratory and hospital information systems and non-manual sample transportation like the pneumatic tube system are the most sustainable tools for controlling pre and post analytic factors affecting laboratory turnaround time and enhancing effective data collection across the total testing process of the laboratory quality system. The Pneumatic tube system is reliable since it requires minimal maintenance costs and very rare breakdowns.

SOCIAL OUTINGS

Students from Zambia and Nigeria collaborated very well when undertaking social outings and visiting various tourist attractions that Cape Town offers. Tourist attractions visited include Kirstenbosch gardens, Constantia wine farm, waterfront, Cape Town conference centre, Table Mountain, aquarium, cape point and robin island.

CONCLUSION

The PMEP Laboratory Quality Management program was well organized and greatly imparted leadership and quality assurance skills to all participants in a socially and friendly environment.

CHALLENGES

Accommodation and transport were major challenges encountered because by nature of being new and foreigners in town we were exploited and charged exorbitant prices for both accommodation and transport.

RECOMMENDATION

Stellenbosch University to consider accommodating foreign student within university premises to cut down on transport and accommodation costs.



ACKNOWLEDGEMENT

I would like to express my sincere gratitude to Stellenbosch university management for according me an opportunity to study at their institution; IFCC and BMSZ for the upkeep allowance and for facilitating the program, chemical pathology laboratory management, laboratory managers, laboratory technologists/scientists and laboratory support staff team for the guidance and knowledge they shared and imparted.

IFCC PMEP Training Report

from the University of Stellenbosch, Tygerberg Hospital, Cape Town, South Africa



by Mathews C. Siulapwa
Kitwe Central Hospital, Zambia

Introduction

This training took place at Stellenbosch University, Faculty of health sciences, in the Department of Chemical Pathology, from 1-31 March 2014.

A total of four participants attended the training, comprising two from Zambia and two from Nigeria. The programme was organized and conducted by the Department of Chemical pathology and sponsored by the International Federation for Clinical Chemistry (IFCC). Zambian participants were also supported by the Biomedical Society of Zambia (BSZ) and the Ministry of Health. Participants from Zambia reported at the university on 27 February, having arrived in Cape Town on the 26 February, 2014. The Nigerian counterparts joined later on as they had experienced some visa complications. Upon arrival we were received by the head of chemical pathology, Prof. Rajiv Erasmus.

Objectives

The major objectives of the training were to:

- Understand the essential elements of Laboratory quality management
- Acquire tools necessary for implementing a quality management system in the laboratory through hands on experience in selected tertiary laboratories in South Africa.
- Carry out a project aimed at assessing and providing ways improving the quality management system at a tertiary laboratory in South Africa.

Organization

The programme was divided into two components; the first component involved practical rotations in all

sections of pathology to experience and understand the various quality management infrastructure and processes. The other component involved a laboratory management module of lectures in quality management implementation. During our stay we were also privileged to attend a molecular module of molecular lectures which were organized for honors' students. We also attended weekly Continuous Professional Development (CDP) department talks held every Monday and Friday.

Knowledge acquired

Documents

For a laboratory to implement an effective quality management system it is vital to have a document system in place that makes it clear and easy to understand the documents being used. Central to this document system is the quality manual that gives the direction of the laboratory as regards management and quality. This document system should place emphasis on document control to ensure only the most current versions of documents are in use, this will entail an effective document control policy. Documents must be read and understood by the intended users who should sign for them to acknowledge having read them. It is particularly important that every activity in the laboratory has a standard operating procedure to ensure uniformity of activities regardless of the officer performing the task, ultimately removing errors from procedures.

Customer complaint handling

Customer satisfaction is important in laboratory services, therefore a system must be in place for receiving customer feedback which should be used to improve the quality of service delivery. There is need to have a customer complaint resolution procedure that

should be understood by all staff. A customer complaint form should be used to document customer complaints. Documenting of customer complaints should be the responsibility of all officers. Complaints should be timely resolved so as to continually improve service delivery.

Non-conformance management

Non conformances are all events that do not conform to the written policies and processes in the quality system. Non-conformance management through the use of non conformance forms helps in the early detection of non conformances. It is the responsibility of all members of staff to capture and record non conforming events which should be resolved within a stipulated timeframe. Clearance of non-conformances should involve performing cause analysis to determine the cause of the nonconformance, performing corrective action to remove the non conformance and instituting a preventive action to eliminate the cause so as to ensure there is no recurrence. As these non-conformances are being cleared, the quality system is progressively improved.

Pre-analytical processes

The result is as good as the sample and as such properly organized pre-analytical processes will facilitate the quality of the end results and affect the overall turnaround time. It is therefore important that the pre-analytical department has a manager to coordinate activities and supervisors to ensure correct sorting, labeling and separation of specimens were necessary. Pre-analytical processes are prone to errors to a greater extent, therefore the need for well defined processes as regards handling different specimen types i.e. referred specimens, urgent specimens, shared specimens etc.

Laboratory Information System (LIS)

The use of a computerized information system in the laboratory helps in tracking the sample through all stages of processing, and is useful for quick access of results by the end users in the clinical areas. LIS makes retrieval of laboratory results and the patient's history regarding results easier and quicker. It is also easy to monitor turnaround time as the time spent by the sample in each analytical stage can easily be determined and quantified.

Quality control, equipment and method validation

All equipment and methods must be validated before being put into use and records of validation properly maintained. Quality control should be defined for all methods used in the laboratory and adhered to. Performance of quality control should be recorded and all records properly maintained. The responsibility for carrying out validation should be clearly stated.

Safety

A safety plan should be put into place and protocols for all aspects of laboratory safety clearly outlined in the safety manual. Particularly, officers should be trained in first aid and fire fighting. Fire drills should be conducted at least annually to assess whether officers are familiar with escape routes and the location of assembly points. Members of staff should receive immunization against infectious micro-organisms they are likely to be exposed to in the laboratory. Where officers opt not to receive such immunization; they should sign to acknowledge having been given the opportunity but willingly opted not to.

Several other areas of laboratory and quality management were looked at including procurement and management of laboratory commodities, performance of internal audits, staff training and competency, information access and security, external quality assessment, use of quality indicators, the need for leadership and strategic planning by laboratory managers and the ultimate need for accreditation.

Social outings

Social outings were done together as a team of all the four training participants, this was done so as to get a closer understanding of each other and achieve the quest for unity among the participants and build team work. Several places in Cape Town were visited including the Robin Island, the Cape point, the Table Mountains, the Signal hill, the Constantia wine farms, including the V and A water front and many more.

Conclusion

The 2014 professional management exchange programme was a great success. A working knowledge in

laboratory management and implementation of quality management system was acquired. A project on troponin I turnaround time was successfully conducted.

Challenges

The greatest challenge was accommodation. Organizing affordable accommodation proved to be a challenge hence we were forced to source for accommodation that was quite expensive and quite distant from the university. This meant transport became another challenge as we had to use taxis on a daily basis.

Recommendations

I would like to strongly recommend that the university considers accommodating the participants to counter the challenges involved in securing accommodation. IFCC should consider revising the monthly allowance upwards so that in cases like ours where the university cannot accommodate participants they will be able to comfortably meet all transport and accommodation expenses.

IFCC should also consider increasing the number of participants so that more countries can benefit from this great programme that imparts invaluable knowledge in participants to help improve laboratory services in African countries.

Acknowledgements

My acknowledgment goes to the department of chemical pathology for this important course in laboratory management, the warm and supportive staff of the department cannot be over appreciated.

I would like to commend IFCC for this great initiative of helping sponsor participants to attend this all important exchange programme and the Biomedical Society of Zambia for the unrelenting support. This support should continue even to other would be participants so that many more countries can benefit from this great initiative. I would like to appreciate ministry of health for allowing us to travel out of the country.

In memoriam: Prof. Vadim Menshikov

Obituary prepared by Prof. Lina Khorovskaya, MD., PhD.

National Representative of the Russian Federation to the IFCC and EFLM through the Russian Scientifically-Practical Society of Specialists in Laboratory Medicine (RSPSSLM)

Научно-практическое общество
специалистов лабораторной медицины
Российской Федерации

НПО СЛМ



Russian Scientifically-Practical Society of
Specialists in Laboratory Medicine

RSPSSLM

119991, Москва, ул. Трубецкая д. 8, Первый
Московский Государственный Медицинский
университет им. И.М. Сеченова, Лаборатория
проблем клинико-лабораторной диагностики
НИЦ

Тел. +7 495 708-34-00,+7 499 245-33-78

<http://labmedicina.ru>



Trubetskaya street 8, 1st Moscow State Medical
University under name of I.M. Sechenov,
Laboratory of problems in clinical laboratory
diagnostics, 109382 Moscow, Russian Federation
Tel. +7 495 708-34-00,+7 499 245-33-78

<http://labmedicina.ru>

Russian Scientifically-Practical Society of Specialists in Laboratory Medicine (RSPSSLM) mourns the death of Professor Vadim V Menshikov (1931-2014), Chair of our National Society. Prof. Menshikov died on September 30, 2014 at the age of 84. Funeral was held on 2 in 1st Sechenov Moscow Medical

University. Professor Vadim Menshikov was buried in Novodevichie cemetery in Moscow, Russia.

Professor Menshikov was the Chair of the Russian Scientifically-Practical Society of Specialists in Laboratory Medicine from 1995.

Article continued on next page



Vadim Menshikov, Ph.D. Student in 1st Moscow Medical Institution 1958-1961



Meeting with Pope Janus Pawla II in Vatican

Professor Menshikov's role in clinical chemistry and laboratory medicine in Russia is recognized nationally and internationally. Professor Menshikov contributed to the development of Russian Laboratory Medicine. He initiated the first National System for Internal Quality Control and External Quality Assessment in USSR according to IFCC recommendations and International standards since 1970. He collaborated with World Health Organization, from 1978 to 1988 as an expert and brought international knowledge to the USSR.

Professor Vadim Menshikov's career has had some significant steps during his work in different positions and places: head of hormone lab in 1st Moscow Medical Institution in 1960-1965; Vice-Rector of 1st Moscow Medical Institution from 1974 to 1984; Rector and head of Biochemistry Department of State Central



In breakfast for orphans from children house in 1st McDonald's in Moscow



Vadim Menshikov in sport competition in Moscow

Institute of Physical Culture of the State Committee on Physical Training and Sports of the USSR in 1980-1986; director of the Central Scientific Research Institute of Medicobiological Problems of Sport from 1986 to 1987; Vice-Chairman of Executive committee of the Moscow City Council of Deputies concerning education, health care, social security, physical culture and sport from 1987 to 1988; First Deputy chairman of the board of International fund for charity and health from 1988 to 1999; Head of the laboratory of problems in clinical laboratory diagnostics in Sechenov 1st Moscow Medical University since 1993.

Professor Menshikov was Chief-Editor of the Laboratory Medicine "Laboratory Affairs" (1968-1992) and "Clinical Laboratory Diagnostics" (since 1992 till present) in USSR and Russia. He initiated organization of All-Russian Annual meetings "National Days for Laboratory Medicine" with participation of Russian and international colleagues.



In meeting with M. Gorbachev and German Delegation



Editorial Board of Clinical Laboratory Diagnostics (Klin Lab Diagn)



With specialists in Laboratory Medicine in Moscow

Professor Menshikov contributed a lot to Russian Sport Medicine. He was a member of National Olympic Committee of USSR during 1980-1986.

Professor Menshikov was a member of Technical Committee for standardization of In Vitro diagnostics. He was heavily involved in Harmonization of Russian national standards of laboratory medicine with international standards and guidelines. Under his leadership 23 National Standards of Russian Federation, harmonized with ISO and CEN were prepared and 12 National guidelines for regulation of the different sides of clinical laboratories were de-



With Professor Walter Guder in a National Meeting in Moscow



The National Days for Laboratory Medicine, Moscow, 2013

veloped in accordance with the requirements of ISO 15189. It is a big input to the development of Russian Laboratory Medicine and interaction with International Laboratory World.

Russian specialists in Laboratory Medicine will miss Professor Menshikov as a leader, teacher and a kind, visionary and intelligent person. He was the Father of Modern Russian Laboratory Medicine.



e-Newsletter



Communications and Publications Division (CPD) of the IFCC

Editor: Tahir Pillay, MB ChB, PhD, FRCPath (Lon), FCPATH (SA)

Department of Chemical Pathology - University of Pretoria - Pretoria - South Africa - e-mail: ifccnewsletter@ifcc.org

2014 AD Pricelist for the IFCC eNewsletter

The IFCC eNewsletter is delivered to more than 3000 laboratory medicine specialists throughout the world and also published on the IFCC website. Circulation includes laboratory directors, clinical chemists, and other clinical laboratory specialists and technologists, as well as leading manufacturers, distributors and dealers in the field.

As an advertiser you get a unique opportunity to showcase your business, your initiatives and products to thousands of readers and potential customers. The latest issue of the IFCC eNewsletter as well as past archives can be viewed and read online, in full digital format, from either a PC or a mobile device. The digital edition is fully interactive and allows the readers to reach the links by way of a simple click on the editorial content, product news items, or display ads.

The IFCC eNewsletter is issued in English, and it is free-of-charge to all registered readers.

We feature useful information for IFCC and not IFCC members and we include a calendar of the major events in the Clinical Chemistry and Laboratory Medicine field.

The advertising banners are available in the following formats:

ADVERT SIZE	SINGLE EDITION PRICE	*ANNUAL PRICE (6 editions)
Quarter page	€ 250	€ 1250,00
Half Page Horizontal/Column	€ 500	€ 2.500,00
Full page (215,9 x 279,4)	€ 750	€ 3.750,00
Advertorial full page (215,9 x 279,4)	€ 1000	€ 5.000,00

*PRICES QUOTED ARE YEARLY FOR ADVERTISING IN SIX EDITIONS (February, April, June, August, October, December)

IFCC Corporate members receive a 25% discount on the above listed prices

How to advertise with us on our IFCC eNewsletter

1. Email us at: ifccnewsletter@ifcc.org to let us know you would like to advertise.
2. Once you have your advert ready please email us the image (get help from our useful tips listed below)
3. Payment: it must be done before your advert appears in the newsletter, by paying the invoice we will email to you.

Useful tips when making your advert

1. (Make sure you have all your contact details on the advert including website, email and telephone number).
2. Create using a high quality image software programme
3. The advert must be supplied as a jpeg or PDF and must be high resolution
4. Size the advert correctly. Available sizes in height x width (mm)
 - ▶ full page = 215,9 x 279,4 mm
 - ▶ half page (horizontal) = 215,9 x 139,7 mm
 - ▶ half page (column) = 107,95 x 279,4 mm
 - ▶ quarter page = 107,95 x 139,7 mm
5. All advertising copy/images and payment must be submitted by the following deadlines to ensure inclusion in the newsletter:

N° 1	Jan 25 th	N° 2	Mar 29 th	N° 3	May 24 th
N° 4	Jul 26 th	N° 5	Sep 27 th	N° 6	Nov 29 th
6. Send your advertising material by email to: ifccnewsletter@ifcc.org

If you have any questions please get in touch with us, sending an email to ifcc@ifcc.org

Join us online

Visit our website
www.ifcc.org

Join us on
Facebook



Follow us
on Twitter



Join us on
Linkedin



IFCC Workshop “Biomarkers in Alzheimer’s Disease” Rome - 14 November 2014

by Prof. Sergio Bernardini
IFCC Secretary

The diagnosis of “probable” Alzheimer’s Disease based on the clinical observation of specific symptoms of progressive cognitive impairment has become an old and almost obsolete term in recent years, that is no more useful neither in clinical trials nor in the routine clinical setting. The decrease of β -amyloid level ($A\beta_{42}$) and increase of both total and phospho-tau (T-Tau and P-Tau), detectable in cerebrospinal fluid (CSF), reflect the pathological events provoking the degenerative processes in the brain (the neuritic plaques and neurofibrillary tangles), defining the typical AD profile in CSF. The inclusion of these biomarkers of neurodegeneration in the diagnostic guidelines has been suggested as supportive features for a definite in vivo diagnosis of AD. Actually, changes in CSF biomarkers can even predict the development of AD processes in preclinical stages in apparently healthy individuals, because pathological processes of AD start years before the onset of cognitive symptoms. New biomarkers are also emerging which may be useful for prognosis, disease progression, development and monitoring of new treatments and for understanding the pathological processes underlying AD. Notwithstand-

ing, the analysis of CSF biomarkers is full of pitfalls, and a great effort is needed for the standardization of analytical and pre-analytical factors, and to establish the normal range, since the measurements of CSF biomarkers are variable between studies and laboratories. All of these aspects hinder the diffusion of greater use of CSF analysis of AD biomarkers, that is still limited to few specialized centers and do not encourage the development of wider networks for centralized diagnosis of AD. In this new scenario, the Laboratory of Biomarkers could represent the point of reference for achieving standardization of analytical and pre-analytical procedures, for defining early, differential diagnosis and for developing new diagnostic and therapeutic strategies.

The IFCC Workshop “Biomarkers in Alzheimer’s Disease” that will be held in Rome, November 14th, will represent the state of play in the integrated diagnostic aspects of AD including relevant talks about laboratory biomarkers, neuropathological aspects, pre-analytical and analytical pitfalls and new molecular imaging opportunities.

The poster features a dark blue background with a white silhouette of a street lamp on the left and a detailed illustration of the Colosseum in the center. A decorative orange and green curved banner is at the bottom. The IFCC logo is in the top right, and the event details are in the bottom right.

IFCC Specialized Conference

**Biomarkers
in Alzheimer Disease**

Roma
14 November 2014

IFCC
International Federation
of Clinical Chemistry
and Laboratory Medicine

2014.10.01 Labs are Vital Photo Contest



In celebration of the upcoming International Pathology Day on November 5, Labs are Vital is hosting the 2014 Labs4Life photo contest to showcase the work of pathologists and laboratory professionals around the world. Watch for details on FB or on Twitter @labsarevital #Labs4Life Photo Contest celebrating #IPD2014

[Read More](#)

2014.09.29 IFCC Calendar and ePublications

SUBSCRIBE

Keep updated with the activities of IFCC by joining the IFCC mailing list! Follow the link from the "Subscribe" button on the home page to register your e-mail address and receive the eJIFCC and eNews publications direct to your inbox, along with the Calendar of Congresses and Courses updated monthly. The mailing list is private and you can unsubscribe at any time.

[Read More](#)

2014.09.15 IFCC website resource updates

Resources &
Downloads

Visit the new Resources and Downloads page of the IFCC website. Accessible from the top line of the home page, the Resources and Downloads page features links to many useful communication and informative tools, such as brochures and presentations, scientific and educational tools on PoCT and Cardiac Biomarkers, and leaflets on the available programmes for developing countries. The newest addition is the Spanish version of the Laboratory Medicine slide presentation.

[Read More](#)

eJIFCC Vol 25 n° 2



The current edition of the eJIFCC focuses on one of the fastest growing areas of pathology testing, PoCT. Thanks to Prof. Ellis Jacobs, guest editor of this themed edition, a number of renowned experts on the field of POCT discuss advances and current problems of this rapidly changing and increasingly important laboratory subdivision. Several non-themed articles, including a case report and one on targeted therapies for prostate cancer, complete the issue.

[Read more](#)

2014.08.20 ICCCLM PoCT Presentations

The IFCC Task Force on PoCT held a satellite meeting in Istanbul, on occasion of the 2014 IFCC WorldLab Congress. Presentations from the meeting, PoCT Enabling Patient-Centred Care, are now available for download on the IFCC website.

[Read More](#)

2014.08.10 Interview with Dr. Thomas Sudhof, Nobel Prize Laureate in Physiology



Listen to the El Microscopio interview with Dr Thomas Sudhof, co-recipient of the 2013 Nobel Prize in Physiology for his work on vesicle trafficking. He talks about his career and the possible clinical applications of his discoveries. He also describes how he received the announcement of the Nobel Prize. A portrait of his career completes the interview.

[Read More](#)

IFCC 's Calendar of Congresses, Conferences & Events

Calendar of IFCC Congresses/Conferences and Regional Federations' Congresses		
2014 - Oct 20-21	<i>Turning Science into Caring 2014, 7th Annual Asia Pacific and Japan Scientific Symposium</i>	Ho Chi Minh City, VN
2014 - Oct 24-25	<i>The IFCC-Siemens Specialized Conference "Biomarkers in Neuropsychiatric Disorders"</i>	Toronto, CA
2014 - Nov 14	<i>IFCC-ROCHE Specialized Conference on "Biomarkers of Alzheimer Disease"</i>	Rome, IT
2015 - Apr 28-30	<i>4th Congress of the African Federation of Clinical Chemistry (AFCC)</i>	Victoria Falls, ZW
2015 - Jun 21-25	<i>EuroMedLab 2015 - 21th-IFCC-EFLM European Congress of Clinical Chemistry and Laboratory Medicine</i>	Paris, FR
2015 - Jun 26	<i>EuroMedLab 2015 Satellite Meeting 'HbA1c and management of Diabetes Mellitus in the 21st Century'</i>	Reims, FR
2015 - Sept 24-26	<i>COLABIOCLI 2015 - XXII Congreso Latinoamericano de Bioquímica Clínica</i>	Quito, EC
2015 - Nov	<i>ArabMedLab 2015 - 14th Arab Congress of Clinical Biology (AFCB)</i>	Khartoum, SD
2017 - Jun 11-15	<i>EuroMedLab 2017 - 22nd IFCC-EFLM European Congress of Clinical Chemistry and Laboratory Medicine</i>	Athens, GR
2017 - Oct 22-25	<i>WorldLab 2017 - 23rd International Congress of Clinical Chemistry and Laboratory Medicine</i>	Durban, ZA

IFCC Calendar continued on next page

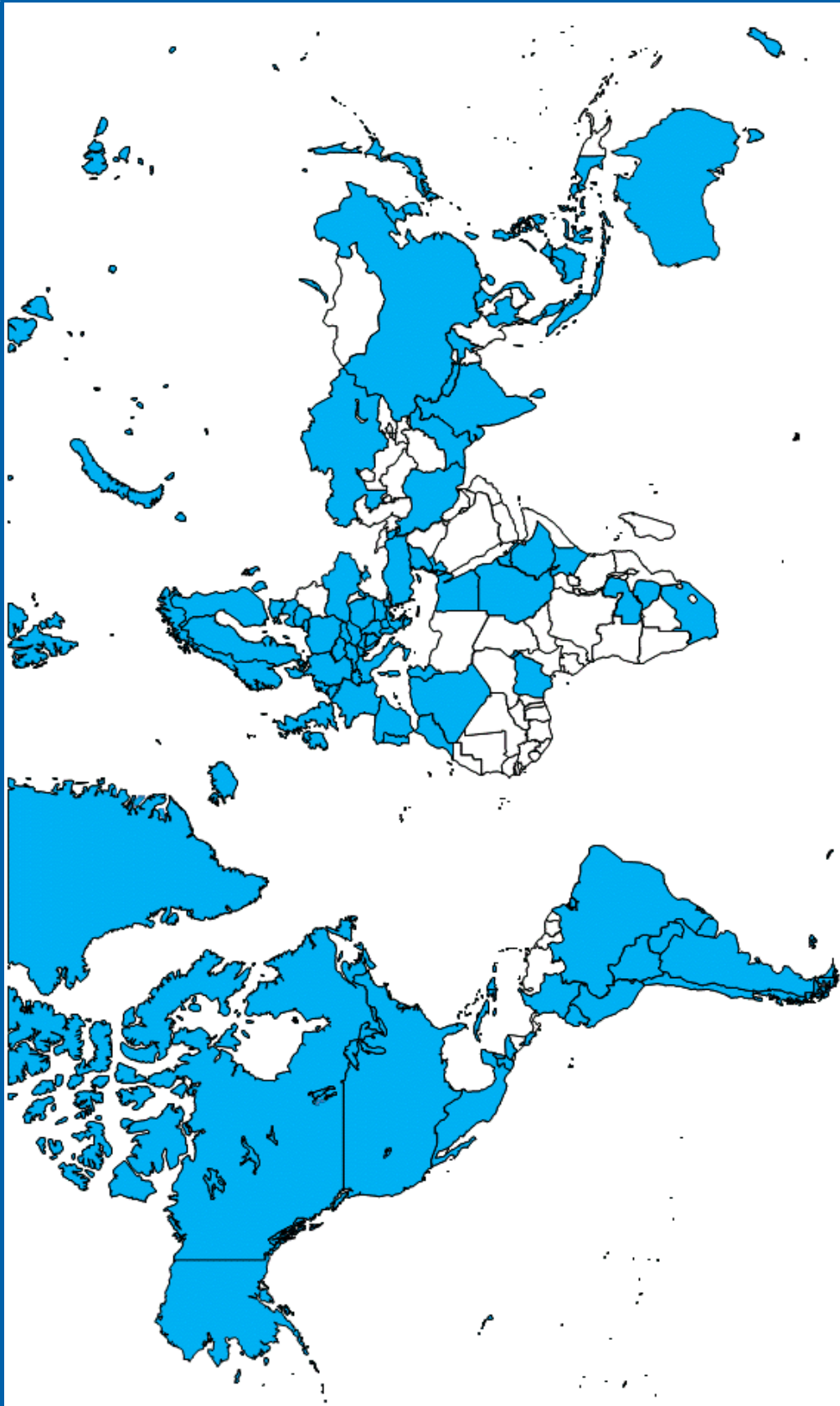
Calendar of events with IFCC auspices

2014 - Oct 15-17	<i>VIII National Congress of Clinical Laboratory</i>	Seville, SP
2014 - Oct 16	<i>8th International Conference of Quality</i>	Mexico City, MX
2014 - Oct 16-18	<i>Laboratory Management Symposium</i>	Malatya, TU
2014 - Oct 23-28	<i>360-degree Lysosome: from structure to genomics, from function to disease</i>	Izmir, TU
2014 - Oct 24	<i>International Conference on Laboratory Medicine Clinical Laboratories: Navigating between Commoditization and Clinical Partnership</i>	Padova, Italy
2014 - Oct 25-26	<i>14th EFLM Continuous Postgraduatemistry and Laboratory Medicine</i>	Dubrovnik, HR
2014 - Oct 27-29	<i>52nd Annual Scientific Conference of the Australasian Association of Clinical Biochemists</i>	Adelaide, AU
2014 - Oct 31-Nov 3	<i>14th Congreso Internacional del Colegio Nacional de Bacteriología</i>	Bogota, CO
2014 - Nov 7-8	<i>12th National Congress of Clinical Chemistry</i>	Athens, GR
2014 - Nov 14	<i>3rd European Forum on Diabetes - World Diabetes Day 2014: the contribution of laboratory medicine to the best possible outcome</i>	Barcelona, ES
2014 - Nov 24-25	<i>1st EFLM Strategic Conference "Defining analytical performance goals - 15 years after the Stockholm Conference"</i>	Milan, IT
2014 - Dec 10-13	<i>ACBICON 2014 - 41st National Conference of Association of Clinical Biochemists of India</i>	Jodhpur, IN
2015 - Feb 5-6	<i>Labquality Days</i>	Helsinki, FI
2015 - May 5-6	<i>8th European Symposium on Clinical Laboratory and In Vitro Diagnostic Industry "Point of care testing"</i>	Catamarca, AR
2015 - May 6-10	<i>Second World Congress on Water Channel Proteins (Aquaporins and Relatives) Celebrating the 30th Anniversary of the Discovery of the First Water Channel Protein</i>	Cluj-Napoca, RO
2015 - Oct 7-9	<i>23rd Meeting of the Balkan Laboratory Federation</i>	Sarajevo, BA
2015 - Oct 7-10	<i>XIII Congreso Nacional Bioquímico (CUBRA)</i>	Catamarca, AR

IFCC Members

Full Members

Albania (AL)	Kenya (KE)
Algeria (DZ)	Korea (KR)
Argentina (AR)	Latvia (LV)
Australia and New Zealand (AU/NZ)	Lebanon (LB)
Austria (AT)	Lithuania (LT)
Belgium (BE)	Luxembourg (LU)
Bolivia (BO)	Macedonia (MK)
Bosnia Herzegovina (BA)	Malaysia (MY)
Brazil (BR)	Mexico (MX)
Bulgaria (BG)	Montenegro (MNE)
Canada (CA)	Morocco (MA)
Chile (CL)	Netherlands (NL)
China (Beijing) (CN)	Nepal (NP)
China (Taipei) (TW)	Nigeria (NG)
Colombia (CO)	Norway (NO)
Costa Rica (CR)	Pakistan (PK)
Croatia (HR)	Paraguay (PY)
Cuba (CU)	Peru (PE)
Cyprus (CY)	Philippine (RP)
Czech Republic (CZ)	Poland (PL)
Denmark (DK)	Portugal (PT)
Dominican Republic (DO)	Romania (RO)
Ecuador (EC)	Russia (RU)
Egypt (EG)	Saudi Arabia
Estonia (EE)	Serbia (SRB)
Ethiopia (ET)	Singapore (SG)
Finland (FI)	Slovak Republic (SK)
France (FR)	Slovenia (SI)
Germany (DE)	South African (ZA)
Greece (GR)	Spain (ES)
Guatemala (GT)	Sri Lanka (LK)
Honduras (HN)	Sudan (SD)
Hong Kong (HK)	Sweden (SE)
Hungary (HU)	Switzerland (CH)
Iceland (IS)	Syrian Arab Republic (SY)
India (IN)	Thailand (TH)
Indonesia (ID)	Tunisia (TN)
Iran (IR)	Turkey (TR)
Ireland (IE)	Ukraine (UA)
Israel (IL)	United Kingdom (UK)
Italy (IT)	United States (US)
Japan (JP)	Uruguay (UY)
Jordan (JO)	Vietnam (VN)
Kazakhstan (KZ)	Zambia (ZM)
	Zimbabwe (ZW)



Affiliate Members

- Brazil: Sociedade Brasileira de Patologia Clínica / Medicina Laboratorial (SBPC/ML)
- Eritrea: Eritrean Medical Laboratory Association
- India: Association of Medical Biochemists of India (AMBI)
- Mexico: Federación Nacional de Químicos Clínicos (CONAQUIC A.C.)
- Palestine: Palestinian Medical Technology Association (PALMTA)
- Philippines: Philippine Council for Quality Assurance in Clinical Laboratories (PCQACL)
- Romania: Romanian Association of Medical Laboratories (RAML)
- Russia: Regional Association for Clinical Laboratory Diagnosis, St. Petersburg
- Spain: Asociación Española de Farmacéuticos Analistas (AEFA)
- Ukraine: Association of Clinical Chemistry & Laboratory Medicine of Ukraine (ACCLMU)

Regional Federations

- Arab Federation of Clinical Biology (AFCB)
- African Federation of Clinical Chemistry (AFCC)
- Asia-Pacific Federation for Clinical Biochemistry and Laboratory Medicine (APFCB)
- European Federation of Clinical Chemistry and Laboratory Medicine (EFLM)
- Latin America Confederation of Clinical Biochemistry (COLABIOCLI)

e-Newsletter



The IFCC e-NewsLetter is the Federation's electronic newsletter, published to inform its membership and stakeholders of ongoing IFCC and member activities.

The e-Newsletter is published six times a year, one issue every two months. It is available on the IFCC website, where readers can access both the current issue in an enhanced eMag format and the publication's archive. Each new issue of the e-NewsLetter is also sent via e-mail to all subscribers who register on its web page at the following address:

[http://www.ifcc.org/ifcc-communications-publications-division-\(cpd\)/ifcc-publications/enewsletter/](http://www.ifcc.org/ifcc-communications-publications-division-(cpd)/ifcc-publications/enewsletter/)

Publisher

Communications and Publications

Division (CPD) of the IFCC

Copyright © 2014 IFCC. All rights reserved.

Editor

Tahir Pillay, MB ChB, PhD, FRCPath (Lon), FCPATH (SA)
Department of Chemical Pathology - University of
Pretoria, Pretoria, South Africa
e-mail: ifccnewsletter@ifcc.org

Design & Production:



www.insoftdigital.com

Circulation

The e-NewsLetter is distributed to all IFCC members registered on-line to receive it and to all IFCC sponsors.

Deadlines for Submissions to the e-NewsLetter

The Communications and Publications Division (CPD) of the IFCC publishes six editions of the e-NewsLetter per year.

January-February Edition

- submission deadline: [January 23](#)

March-April Edition

- submission deadline: [March 20](#)

May-June Edition

- submission deadline: [May 22](#)

July-August Edition

- submission deadline: [July 24](#)

September-October Edition

- submission deadline: [September 25](#)

November-December Edition

- submission deadline: [November 27](#)

If you want to submit an article or advertisement to be published in the e-NewsLetter, send them to:

Tahir Pillay, Editor, IFCC e-NewsLetter
e-mail: ifccnewsletter@ifcc.org

Contents may not be reproduced without permission of the Communications and Publications Division (CPD) of the IFCC.